

Member Self-service Portal

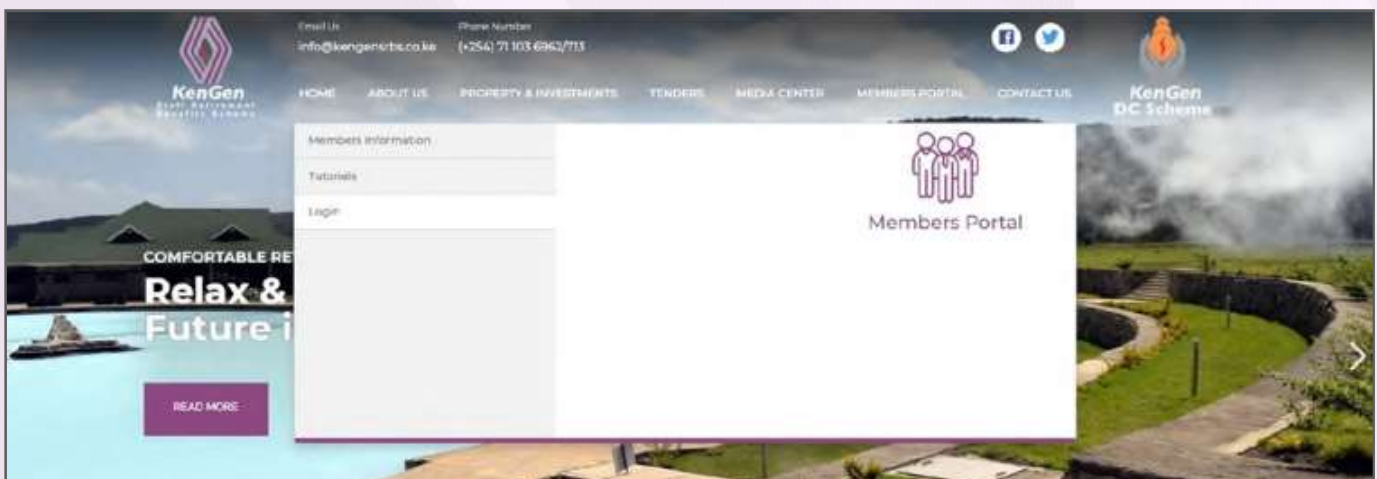
by ICT & Database Team



A member self-service portal, often referred to as a self-service member portal or simply a member portal, is a web-based platform that allows our members to access and manage their own information, statements, beneficiaries and balances. The primary purpose of a member self-service portal is to empower members by giving them control over their own data and information.

NB: The portal is for permanent and pensionable staff of KenGen PLC who have been admitted to the Scheme. Below is a guide on how you can access the Member Self-Service portal:

Step 1: Navigate to our website www.kengensrbs.co.ke to the member portal menu and select login under the drop down menu as below:




Step 2: You will be redirected to our MSS portal (<https://mss.kengensrbs.co.ke>) as below:

a. First time users will require to register under sign up where you will be prompted to input your national ID No. & confirm your email address (KenGen Email).

b. You will receive a One Time Password (OTP) in your KenGen Email which you will confirm as requested.

c. Create password and confirm the password by repeating the same.



What can you access from the Member Self-Service portal?

Once logged in, a member can view their profile from the dashboard which displays the member's details, their Balances, and Total Contributions as shown in the below screenshot.

The screenshot shows the 'My profile' section of the Member Self-Service portal. At the top, there are four summary cards: Balance (Ksh), Total Contribution (Ksh), Beneficiaries (2), and Claims (0). Below these is a search bar and a 'My profile' link. The main area contains a table of member details:

No	M	KRA Pin	
Payroll No		Balance	Ksh
Company	KENGEN DC SCHEME	Status	Active
Sponsor	KenGen Defined Contribution (DC) Scheme 2012	Total Contribution	Ksh
Full Name		Join Scheme Date	19 Jun, 2021
Email	©KENGENSRBS.CO.KE	Pensionable Start Date	01 Mar, 2022
Phone		Date of employment	01 Mar, 2022
ID		Beneficiaries	2

Further information on the Interest Rates trends and the Nominated beneficiaries can also be previewed from the Dashboard

The screenshot shows the 'Interest Rates trends on regular contribution' section. It features a line chart showing interest rates from 2016 to 2022. The Y-axis is labeled 'Percentage' and ranges from 0.0000000000000000 to 16.0000000000000000. The X-axis is labeled 'Years' and ranges from 2016 to 2022. The chart shows two lines, one red and one blue, with data points labeled with their respective values:

Year	Red Line (%)	Blue Line (%)
2016	3	4.7
2017	15.07	16.27
2018	1.4	3.76
2019	12.34	14.27
2020	7.57	8.55809096279544
2021	10.45690417	
2022		

To the right of the chart is a section titled 'Interest Rates breakdown' with a list of years from 2016 to 2022, each with a dropdown arrow.



A member can also access/view their benefits and contribution statements from the Self-Service portal. Below is how to access the statements:


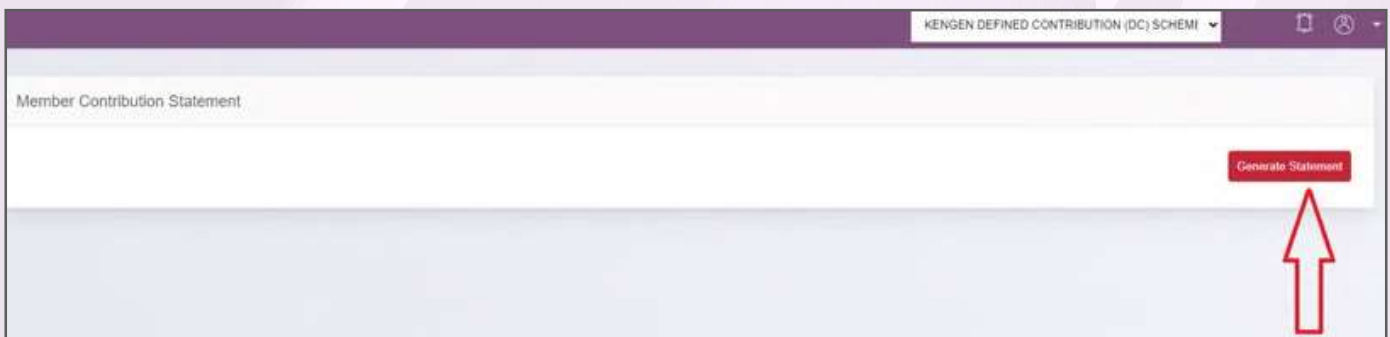
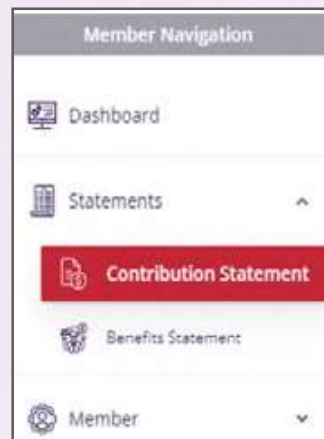
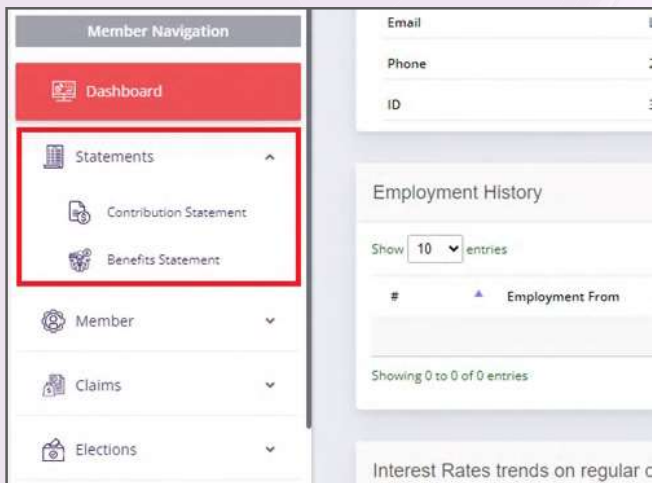
Step 1: Navigate to the Statements Tab under the member navigation and expand it by clicking on the arrow.



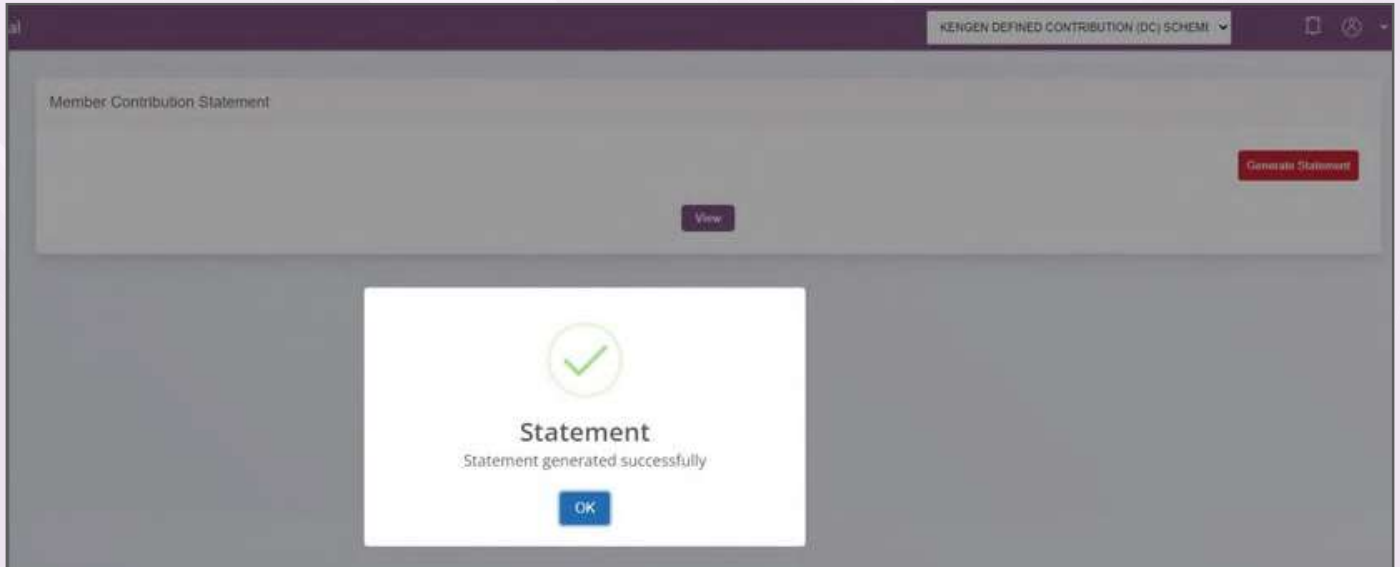
Step 2: Click on the respective statement that you want to view.

a) For the Contribution Statement

1. Click on the Contribution Statement then click on Generate Statement.

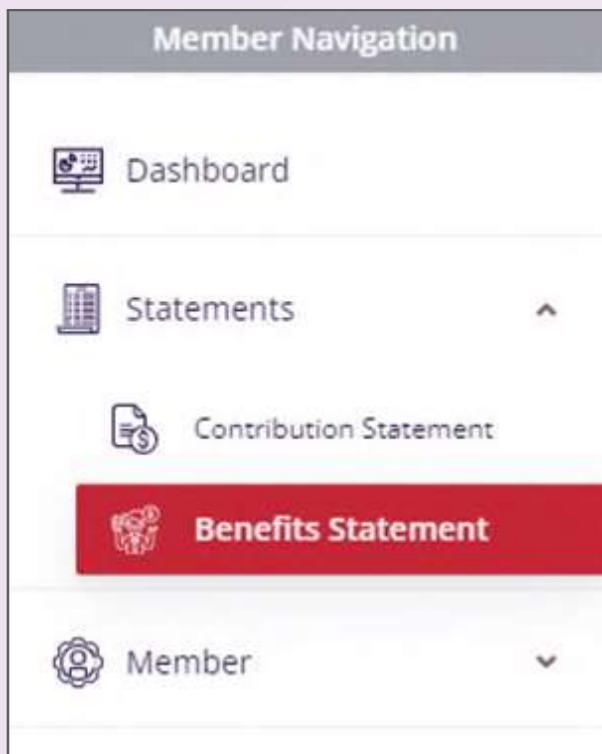


2. Your Statement will be generated. Click on View to See your statement.



b) For the Benefits Statement

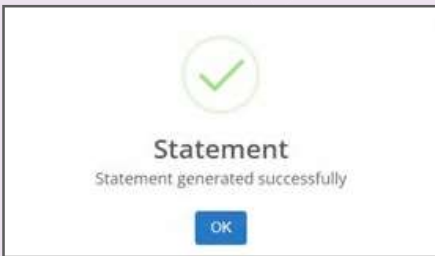
1. Click on the Benefits Statement then input/select the end date being the date you want to view the statement.





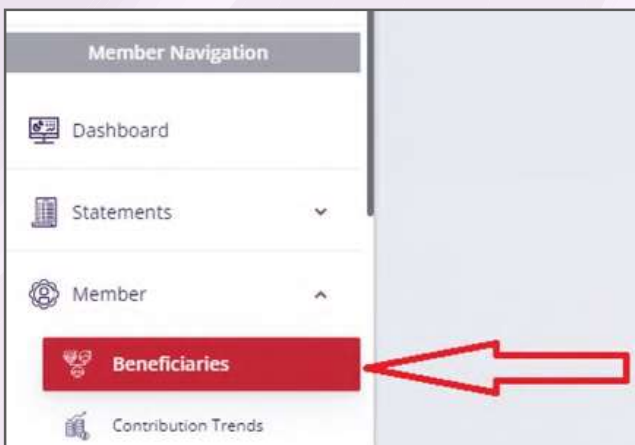
2. Click Generate Statement to generate your Statement.

3. Click on View to See your statement.



You can also confirm your nominated beneficiaries from the Members tab as highlighted.

You may also download our mobile application KenGen SRBS from the Google Play Store and Apple AppStore.



DOWNLOAD
Mobile Application

